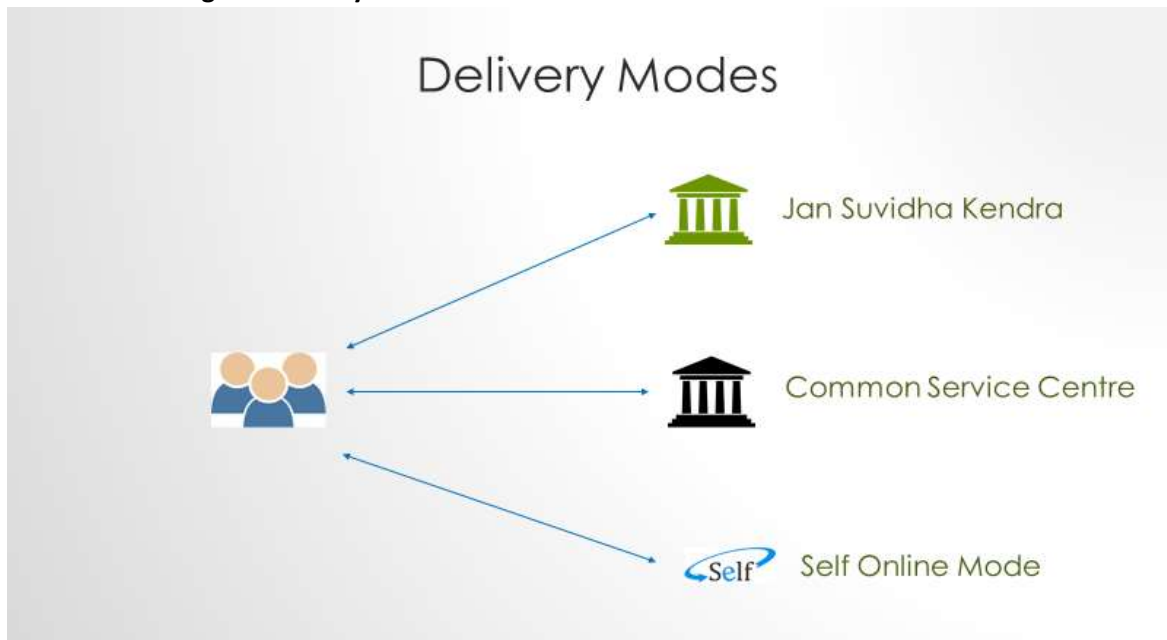


HOW TO APPLY

1. Visit <http://eservice.arunachal.gov.in>

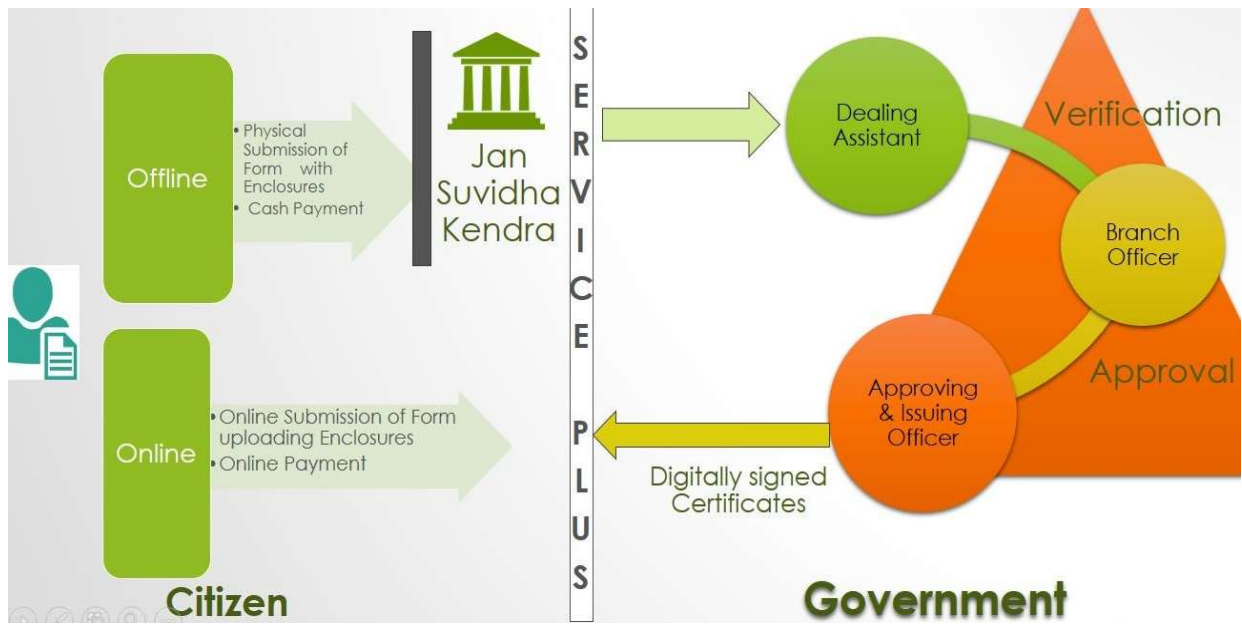
The screenshot shows the homepage of the Arunachal eServices portal. At the top right, there are utility buttons for 'Login', 'Forgot Password', and 'Register Yourself'. The main header features the Arunachal Pradesh state emblem and the text 'Arunachal eServices'. A profile picture of the Hon'ble Chief Minister, Shri Pema Khandu, is displayed on the right. A navigation menu includes 'HOME', 'ABOUT US', 'CONTACT US', 'FAQS', and 'HOW TO APPLY'. The main content area is divided into two sections: 'CERTIFICATE SERVICES' and 'SUPPORTING DOCS'. The 'CERTIFICATE SERVICES' section lists several services with expandable arrows: Issuance of Schedule Tribe Certificate, Issuance of Permanent Residence Certificate (PRC), Issuance of Temporary Residence Certificate (TRC), Issuance of Income Certificate, Issuance of Dependent Certificate, and Issuance of Character Certificate. The 'SUPPORTING DOCS' section is partially visible at the bottom right. The background of the main content area features a scenic image of a golden stupa in front of snow-capped mountains.

2. Following are Delivery Modes:



3. Login: If applicant is new user, register yourself under this application by providing your Address, Mobile Number, email ID etc,. Activation link will send on the email ID.
4. Applicant can Apply for the desired service at respective DC Office by entering basic details and uploading Supporting Documents.
5. Make payment using any of the payment method (Debit Card, Net-Banking).
6. Applicant can Track the current status of Application by clicking **"Tracking"** link at Home Page.
7. Digitally Signed Certificate delivered in your Service-Plus Account.

Delivery of eService through Service-Plus



Sample Application Form:

OFFICE OF THE DEPUTY COMMISSIONER



ONLINE APPLICATION FORM FOR ISSUING OF DEPENDENT CERTIFICATE

Office where the Application has to process

Select the office where the Application has to Process

- Deputy Commissioner's Office
- Additional Deputy Commissioner's Office
- Extra Assistant Commissioner's Office
- Sub Divisional Office
- Circle Office
- Block Development Office


Select DC Office *

Please Select ▼

Applicant Details

Salutation of Applicant * Please Select ▼	1. Name of the Applicant * <input type="text"/>	Mobile Number * <input type="text"/>
Salutation * Please Select ▼	2. Name of person for whom certificate is required * <input type="text"/>	Does your Guardian is your parent ? * <input type="radio"/> Yes <input type="radio"/> No
Salutation of Father/ Husband * Please Select ▼	3. Name of Father / Husband * <input type="text"/>	Father's Occupation type * Please Select ▼

Photograph of person for whom certificate is required *

No file chosen 

Address Details of the Person for whom the certificate is required

6. Permanent Address

Village / Sector / Colony *

Post Office *

Police Station

State *

District *

Circle Office

THIS LABEL IS GOING TO HIDE

If The Present Address is Same as Permanent Address

7. Present Address

Village / Sector / Colony

Post Office

Police Station

State *

District

Circle office

Certificate Related Details

8. Purpose for which Certificate is Required *

Declaration

I do hereby declare that the above particulars are true and correct to the best of my knowledge and belief and in case of any false statement / information shall be liable for any action under appropriate section of law.

I Agree *

Word verification



Please enter the characters shown above

Save Draft

Reset

Close

Process Flow

